





# HYDRA-XS H / WH + HYDRA-S H / WH / WDH Einsatz / Insert


RT 14 365  
Wende / Part Circle

RT 14 393  
Kreis / Full Circle

RT 14 441  
Stopfen / Plug

Düse / Nozzle  

RT 14 440  
Düse / Nozzle

ZK 93780 


RB 14 401  
Wende / Part Circle


RB 14 400  
Kreis / Full Circle

ZK 24 119

Montage-Werkzeug  
Assembling Tool

ZB 98276  
für Düsenwechsel/  
for changing nozzle

 RT 14 449  
nur für Hydra-XS H  
4mm Düse Inaturl  
only for Hydra-XS H  
4mm Nozzle Inaturel



RT 14 317   
Ischwarz / blackl


RB 14 403



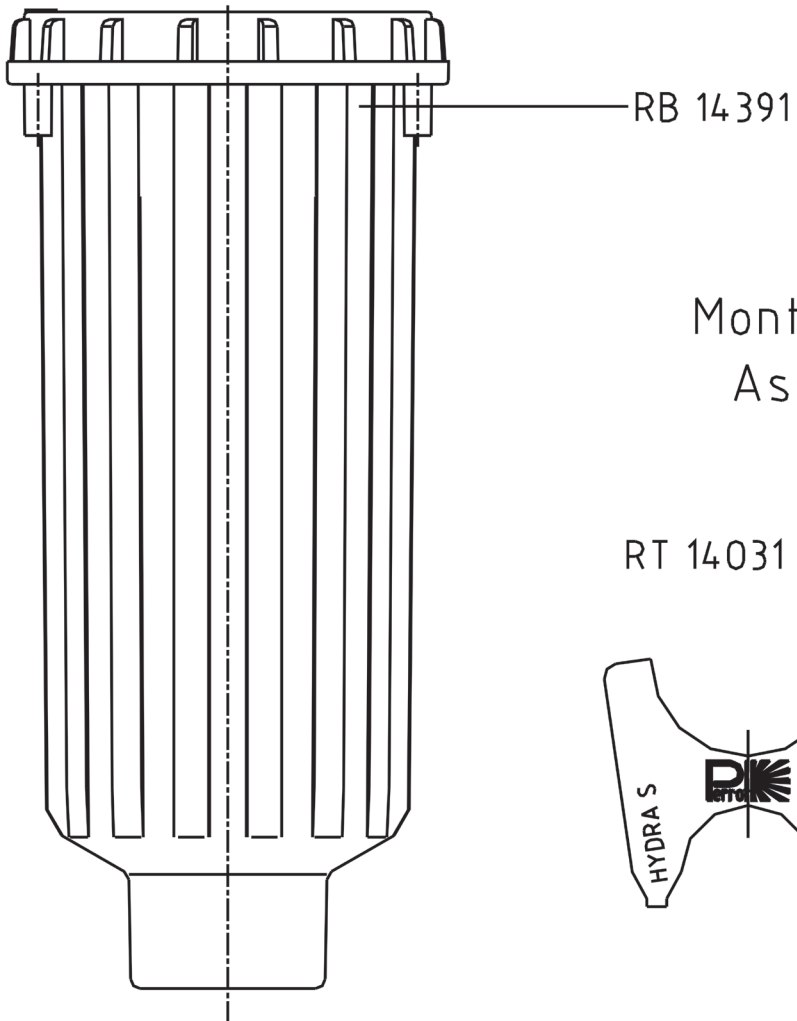
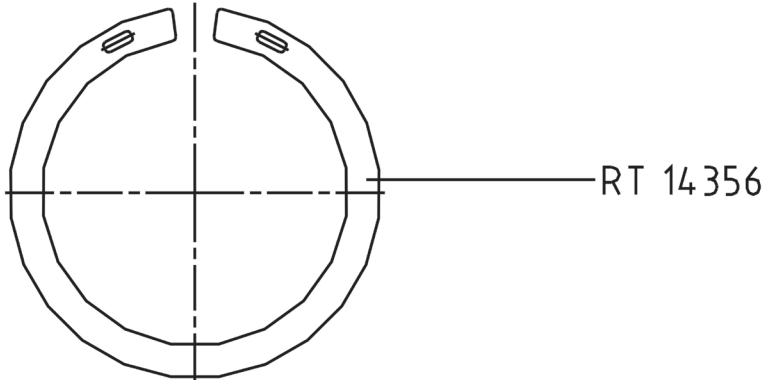
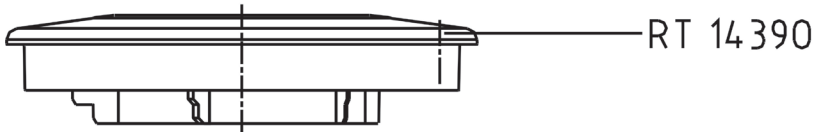
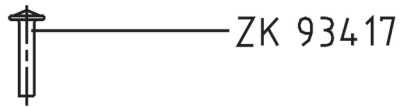
Hydra-S H Kreis-Einsatz/ Full Circle Insert	Hydra-S WH Wende-Einsatz / Part Circle Insert	Hydra-S WDH Wende-Einsatz / Part Circle Insert
RB 14 585 9,0mm	RB 14 595 9,0mm	RB 14 625 9,0mm
RB 14 584 8,0mm	RB 14 594 8,0mm	RB 14 624 8,0mm
RB 14 583 7,0mm	RB 14 593 7,0mm	RB 14 623 7,0mm
RB 14 582 6,0mm	RB 14 592 6,0mm	RB 14 622 6,0mm
RB 14 581 5,0mm	RB 14 591 5,0mm	RB 14 621 5,0mm
RB 14 580 4,0mm	RB 14 590 4,0mm	RB 14 620 4,0mm

Hydra-XS H Kreis-Einsatz/ Full Circle Insert	Hydra-XS WH Wende-Einsatz / Part Circle Insert
RB 14 652 6,0mm	RB 14 657 6,0mm
RB 14 651 5,0mm	RB 14 656 5,0mm
RB 14 650 4,0mm	RB 14 655 4,0mm

 Düse / Nozzle Hydra- XS bestehend aus / kit consisting of 	
ø6,0 mm	RB 14 671
ø5,0 mm	RB 14 670
ø4,0 mm	RB 14 669

 Düse / Nozzle	
Hydra- S H/WH/WDH	
ø9,0 mm	RB 14 666
ø8,0 mm	RB 14 665
ø7,0 mm	RB 14 664
ø6,0 mm	RB 14 663
ø5,0 mm	RB 14 662
ø4,0 mm	RB 14 661

# HYDRA-XS + HYDRA-S H / WH Gehäuse, Unterbau / Cover



Montage-Werkzeug  
Assembling Tool

